


Senior Meeting

Friday,
October 6,
2023





**Class of
2024**


The Countdown begins. Here are some things you need to do now to prepare for your senior year.



- You must have a cap and gown to walk at the graduation ceremony in May.
- Cap and gowns can be ordered using the form in the graduation packet you received.
- You can use a gown owned by a sibling or friend, but you still will need to purchase a tassel with the 2024 year date charm. On the order form it is called “Memory Tassel”. In the spring, the Main Office will also have some available to purchase.

- There are other optional senior items for purchase such as announcements, shirts, and class rings.
- **Herff Jones reps will be here *November 2nd, 10:45-1:15* to receive your orders or answer other questions. You can pay with cash, check, or credit card.**
- If you order senior swag online, some of those items will be available to pick up on the 2nd.
- Your gown will be delivered to the school in April

A link will be available on the Kennedy website for you to order online. Make sure to enter “[John F Kennedy High School-Cedar Rapids](#)”.



Celebrating you and your accomplishments

Enter your school name and graduation year to get started!

Find your school Graduation Year

| | | |
|---|--------|---------------|
| JOHN F KENNEDY HIGH SCHOOL - Cedar Rapids, IA | 2024 ▾ | NEXT ▶ |
|---|--------|---------------|

Can't find your school? [Click here to view our catalog.](#)

Diploma

- A Google Form will be sent to your school email address. All seniors must fill this out even if you are not participating in the graduation ceremony.
- Carefully enter the information. Make sure to enter your name exactly the way you want it to be printed on your diploma, including capital letters, periods, spacing, and commas.



- You do not need to have your formal name announced at graduation, but make sure to include what you want and how to say your name so Mr. Kline can get it right.
- Include a non-school email address. Your school email account will be closed in June.
- *As a side note, plan to copy anything you want to save from your school Google account to another account before you graduate.*

- If you do not receive the Diploma form in your email, check your spam or junk folder. You can also do a “search” in your Gmail account.
- If you still cannot find it, or have questions about the form, you can contact Mrs. Pei. Her email address is apei@crschools.us

Counseling Office

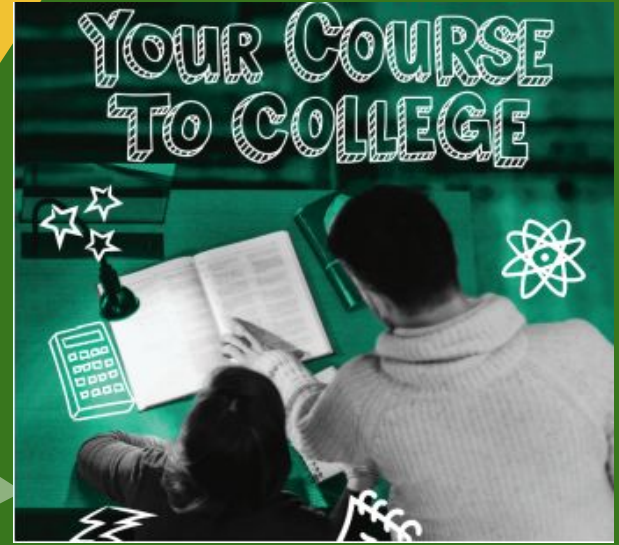
Planning for after high school -
SENIOR FEEDBACK NEEDED

<https://tinyurl.com/kennclassof24>

Please complete this online form to
help us help you.

Did you know??

Nearly $\frac{2}{3}$ of the top 50 fastest
growing occupations require some
type of formal training or
post-secondary education



To us, **COLLEGE** means any
education program beyond high
school including certificate
programs, two-year degree
programs, four year programs
and trade schools.

Counseling Office

Application Day Weds, Oct 18

Stop in the Counseling Office anytime during the school day for help/support with applications.

**YOUR COURSE
TO COLLEGE**

KENNEDY HIGH SCHOOL

APPLICATION DAY

COUNSELING OFFICE

WHEN?
Wednesday, Oct 18, 2023

WHAT TIME? Anytime during the school day

WHERE? Counseling Office

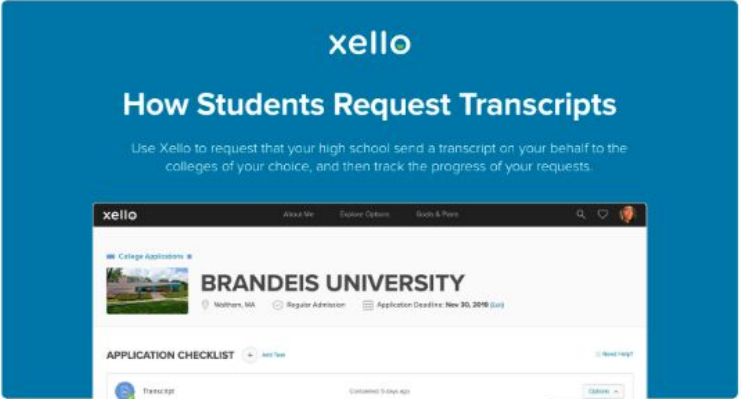
WHY? We believe all students should have access to help/support in completing applications or registration forms.

Requesting Transcripts

Official transcripts need to be sent FROM KENNEDY. This can be done a couple different ways depending on the college/university.

- 1) Students may be able to include their Counselor's name and email and the C/U will send a notification for submission via other websites (Common App, SendEDU, Slate, etc)
- 2) Students should follow the instructions within XELLO to request your transcript to be sent.

Once sent, transcripts takes 2-3 days to process at the college level before anything will be marked received.



xello

How Students Request Transcripts

Use Xello to request that your high school send a transcript on your behalf to the colleges of your choice, and then track the progress of your requests.

BRANDEIS UNIVERSITY
Waltham, MA | Regular Advertiser | Application Deadline: New 30, 2019 (20)

APPLICATION CHECKLIST

- Transcript** (Completed 0 days ago)
 - Track Transcript
 - Request Your Transcript
 - Recall Task
 - Delete Task
- Recommendation Letters** (Completed 0 days ago)
 - Recall
 - Options


- 1 Access the College Planning Tools**
To begin with, go to **College Planning** from the **Goals & Plans** link in the top menu or on the **Dashboard**. This page is a central hub to view all the applications you're tracking, and local scholarships available. Or check out the Knowledge Hub with topics to help you plan for college.
- 2 Create an Application to Track**
Click **Create Your First Application** to choose the college you want to track your application with.
⚡ If this isn't your first one, this page will be a list of your previous applications.
Use the search bar to enter the school name and click **Select**, then click **Next**.
On the next page, add details such as your application **Admission Type** and **Deadline**. Then click **Create** to begin tracking your application for this college.
- 3 Send a Transcript**
In the application tracker for the college, you'll see the **Applications Checklist**. Use this checklist to track the things you need to complete for the application.
From the list, where it says **Transcript**, click **Request** to request your high school send your transcript to the school.
💡 If you don't see **Transcript** listed under the requirements, this college may not require it. You can still make a request by clicking **Add Task** and selecting **Transcript**.
- 4 View the Progress**
View the status of your sent **Transcript** by opening the **Application Tracker** of the college you want to view.
From under **Application Checklist**, click the drop-down next to **Transcript** and select **Track Transcript**.
View the chronological updates of your transcript request.

xello.world

FAFSA Info

- Any seniors planning to enroll in a college or university in the Fall of 2024
- Students (and parents) need to create FSA ID's at least 1 week prior to filing the FAFSA
- FAFSA will be available in December 2023

WHY FILE THE
FAFSA?



13
federal & state grants & scholarships require it

CREATE YOUR FSA ID TODAY!



FSA ID Tips

- Use a personal email address (not school or work).
- Use your FSA ID annually when you access a FAFSA.
- Each FSA ID requires a unique email or mobile number; students and parents cannot use the same.
- It will take 1-3 days for the FSA ID to be usable to sign a FAFSA

The FSA ID is required to complete FAFSA Application which is needed to Receive Federal and State Financial Aid.


Scholarships



Kennedy Scholarships

- Complete the Kennedy Senior Recognition Scholarship application - opens October 27th, closes January 2nd at 11:59pm.
- Additional Foundation and local scholarship applications will open mid-January

All links will be included on the [Kennedy Senior Information](#) page when they become available.



Senior Information Hub

- Make sure to check out the announcements that are played daily and sent to your email. Important dates and information, like scholarship opportunities are posted there.
- There is a Senior Information page on the Kennedy Website. Bookmark the page and refer to it occasionally as it will be continually updated throughout the year. Some of the information found there include: Yearbook/senior pictures, CPR requirement to graduate, information on commencement ceremony, senior recognition night, ordering cap/gown/ class ring.
- Check your school email. Things like the Diploma Form will be sent by email.



This is your senior year. Get involved and make it a great year!

There will be opportunities that you won't have once you graduate. Try a new club or activity. Sign up for leadership roles. Volunteer. Make a new friend.

Make this YOUR year!

